

Stability of Plane Shock Waves*

G. R. Fowles

Department of Physics, Washington State University, Pullman, Washington 99163

and

G. W. Swan

Department of Pure and Applied Mathematics, Washington State University, Pullman, Washington 99163

(Received 14 March 1973)

A new argument is presented that yields the following criterion for plane shocks to be stable: $-1 < j^2 (dv/dp)_H < 1$, where $j^2 = (p - p_0)/(v_0 - v)$ is the slope of the Rayleigh line, and $(dv/dp)_H$ is the slope of the Hugoniot curve in the pressure-volume plane. The lower limit is well known and the consequences of its violation are well understood; however, no such degree of understanding has yet been achieved for the upper limit. It seems likely that it bears an important relation to detonation phenomena.

We have recently re-examined some of the theoretical results on the stability of plane shocks: This work included a careful check by one of us (G.W.S.) of an analysis by D'yakov.¹ In attempting to understand the conclusions we conceived a new approach to the problem that leads to a different stability limit than has previously been derived.

In the analysis of D'yakov, and also that of Erpenbeck² whose mathematical technique was different, a plane steady shock is perturbed and the growth with time of the perturbation quantities are examined via the one-dimensional flow equations in linearized form. The stability limits can be summarized as

$$-1 < j^2 (dv/dp)_H < 1 \pm 2|M|, \quad (1)$$

where $j^2 = (p - p_0)/(v_0 - v)$ is the slope of the Rayleigh line, $(dp/dv)_H$ is the slope of the Hugoniot curve in the pressure-volume ($p-v$) plane, and M is the Mach number of the shock with respect to the material behind,

$$M = (D - u)/c,$$

with D the shock speed, u the particle velocity,

and c the local sound speed.

The ambiguity in sign of the upper limit of Eq. (1) has not been resolved. D'yakov's analysis gives both signs, although he evidently rejected the positive sign. Erpenbeck's result is stated differently, but when cast in the above form his treatment appears to yield only the positive sign. This latter solution has been shown by Gardner to correspond to the limit for breakup of a single shock into two waves propagating in opposite directions, and is therefore probably the correct bound for the problem as posed.³ The lower limit is well known to correspond to breakup into two waves propagating in the same direction.^{4,5}

If perturbations of the boundary conditions are considered as well as perturbations of the shock, however, we are led to a different stability limit. To see this we map the Hugoniot curve in the pressure-particle-velocity ($p-u$) plane by means of the formula derived from the jump conditions,

$$(dp/du)_H = 2j[1 - j^2 (dv/dp)_H]^{-1}. \quad (2)$$

Points ABC in the $p-v$ plane of Fig. 1 then map onto points ABC of Fig. 2 in the $p-u$ plane. Of

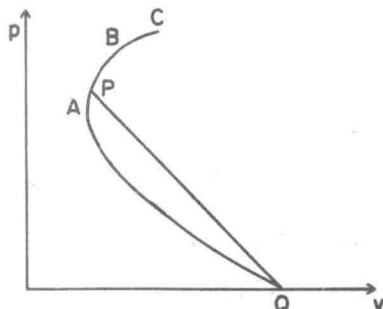


FIG. 1. Hugoniot curve in the $p-v$ plane; Rayleigh line PQ .

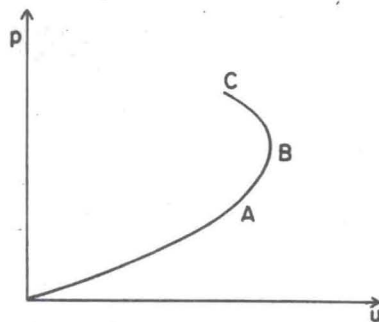


FIG. 2. Hugoniot curve of Fig. 1 in the $p-u$ plane.

special interest is the region for which $(du/dp)_H < 0$ for in this region two solutions are possible for the common $p-u$ state produced by impact of a projectile with a target.

Consider a plane uniform shock with pressure p_1 perturbed at the piston boundary $x=0$ at time t_1 by an incremental pressure $\delta p = p_2 - p_1$, as indicated in Fig. 3. The increased pressure is held indefinitely on the boundary after t_1 and is transmitted into the shocked region by a forward-facing sound wave C^+ propagating with characteristic velocity $dx/dt = u + c$. Upon reflection at the shock front a backward-facing wave C^- propagates toward the piston boundary with speed $u - c$. Along each of these characteristic paths a compatibility condition obtains:

$$\Gamma^+: dp = -\rho c du \text{ on } C^+;$$

$$\Gamma^-: dp = \rho c du \text{ on } C^-.$$

Transitions between each of the numbered states of Fig. 3 can occur only along lines of one or the other of these families of curves, Γ^+ or Γ^- . Moreover, continuity of pressure and particle velocity requires that each state lie on either the prescribed $p-u$ locus at the shock front (Hugoniot), or the line $p_2 = \text{const}$ ($t > t_1$).

Figure 4(a) shows the predicted behavior in the pressure-particle velocity plane when the slope of the Hugoniot $(dp/du)_H > 0$. In this case the perturbation steadily diminishes, forming a kind of convergent spiral to a focus on the Hugoniot at pressure p_2 .

Figure 4(b) shows a case when $dp/du < 0$. The spiral now diverges and the perturbation steadily grows with time. The spiral configuration obtains when the Hugoniot is steeper than the characteristics, as in Fig. 4. When the Hugoniot slopes are shallower the configurations consist of oscillating pressures but monotonically in-

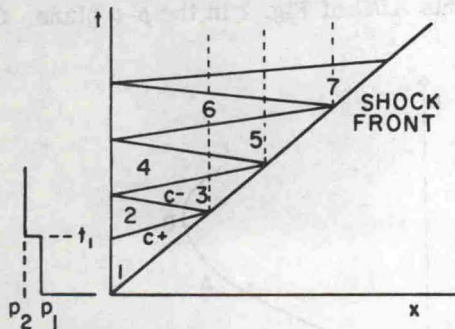


FIG. 3. Shock front and characteristics in $x-t$ plane; vertical dashed lines are contact discontinuities.

creasing or decreasing particle velocities. The same stability condition is valid, however.

Based on this argument the stability limits should be stated as

$$-1 < j^2 (dv/dp)_H < 1, \tag{3}$$

or, as is easily shown, an equivalent statement is

$$\left(\frac{p-p_0}{T}\right) \left(\frac{\partial T}{\partial p}\right)_s - 1 < j^2 \left(-\frac{\partial v}{\partial p}\right)_s < 1, \tag{4}$$

where the subscript S indicates isentropic derivatives and T is the temperature.

This analysis has been simplified by neglecting reflection of the acoustic waves at the contact discontinuities that are produced each time

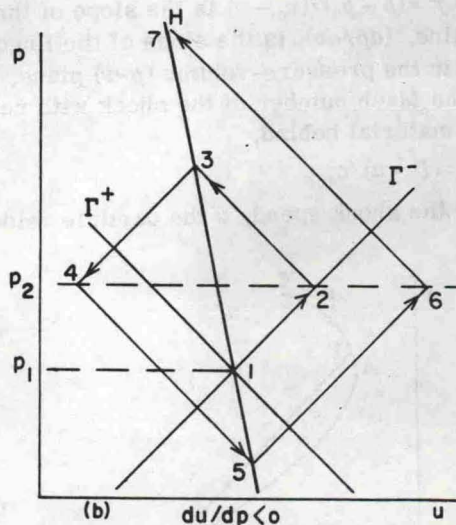
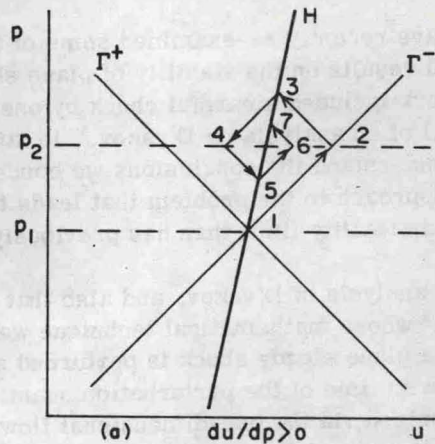


FIG. 4. Portion of Hugoniot curve H , and Γ characteristics in the $p-u$ plane. Numbers correspond to those of Fig. 3. (a) Stable, (b) unstable.